

AX1500 MESH Range Extender

Wi-Fi that's smarter, safer, faster, and more affordable than ever.

E15

- Wi-Fi 6 technology provides faster speeds, greater capacity and less network congestion
- Wi-Fi 6 speeds up to 1.5 Gbps, built for the modern device-dense smart home
- Dual-band Wi-Fi makes 4K streaming, gaming and video chatting a breeze
- 1 Gigabit Ethernet LAN port provides optional wired connectivity
- D-Link Wi-Fi Mesh lets you add other compatible D-Link AI Series to expand your network as you wish
- BSS coloring helps organize data packets, making your network more efficient and improving overall Wi-Fi 6 performance
- Mesh Smart Roaming technology auto connects you to the strongest signal
- Space-saving wall plug design
- LED wireless signal strength indicator
- Wi-Fi Protected Setup™ (WPS) Push Button
- Free EAGLE PRO AI app



Optimization

The EAGLE PRO AI engine automatically keeps you on the optimal channel



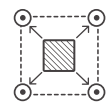
Improvement

Mesh nodes collaborate with each other to optimize network traffic



Connectivity

The EAGLE PRO AI app provides notifications and usage reports to help you manage your network more efficiently



Expandable

The EAGLE PRO AI series can scale to any size home for dead zone free Wi-Fi coverage



Wi-Fi 6 Performance

Future-proof your Wi-Fi with coverage that's better, faster, and more efficient



Gigabit Port

Plug-in a smart TV, game console or another device for a fast and reliable connection



Clean Network

Compliant with the latest security standards like WPA3™ and IEC 62443-4-1

General

Device Interfaces	1 x Gigabit Ethernet LAN port, 1 x Reset button, 1 x WPS button
LEDs	Power Status/WPS, 3 segment Wi-Fi Signal Strength Indicator
Antennas	Two external antennas
Plug Type	Region dependent

Functionality

IEEE Standard	IEEE 802.11ax/ac/n/g/b/k/v/a/h, IEEE 802.3u/ab
Data Signal Rate	2.4 GHz (up to 300 Mbps), 5 GHz (up to 1201 Mbps) ¹
Security Protocol	WPA/WPA2™ - Personal, WPA2/WPA3 - Personal, WPA3 Only, WPS (PBC)
Mesh	IEEE 802.11k/v, D-Link Wi-Fi Mesh

Software

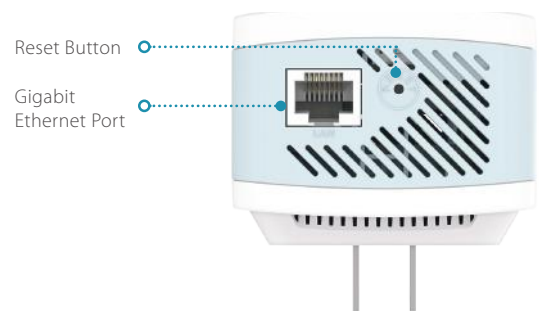

Device Management	EAGLE PRO AI app (iOS and Android), Web UI
Features	D-Link One-Touch extender setup

Physical

Power Input	100 to 240 VAC, 50/60 Hz
Max. Power Consumption	11 W ± 5%
Operating Temperature	0 to 40 °C (32 to 104 °F)
Storage Temperature	-20 to 70° C (-4 to 158 °F)
Operating Humidity	10% to 90% non-condensing
Storage Humidity	5% to 95% non-condensing
Weight	161 g (5.7 oz)
Dimensions	105 x 63.5 x 50 mm (4.13 x 2.50 x 1.97 in)
Certifications	FCC, IC, CE, UL

Ordering Information

E15	AX1500 Mesh Range Extender
-----	----------------------------



¹ Maximum wireless signal rate derived from IEEE Standard 802.11ax specifications. Actual data throughput will vary. Network conditions and environmental factors, including volume of network traffic, building materials and construction, and network overhead, may lower actual data throughput rate. Environmental factors will adversely affect wireless signal range.